



# Connecting to the WeatherUnderground

September 2016

# SwitchDoc Labs

<b><u>WHAT IS THE WEATHERUNDERGROUND?</u></b>	<b><u>3</u></b>
<b><u>STEP 1: UPDATE YOUR OURWEATHER SOFTWARE TO AT LEAST VERSION 018</u></b>	<b><u>3</u></b>
<b><u>STEP 2: JOIN THE WEATHERUNDERGROUND AND REGISTER YOUR PWS (PERSONAL WEATHER STATION)</u></b>	<b><u>3</u></b>
<b><u>STEP 3: TELL OURWEATHER ABOUT YOUR WEATHERUNDERGROUND PWS</u></b>	<b><u>4</u></b>
<b><u>WHAT HAPPENS NEXT?</u></b>	<b><u>5</u></b>

## What is the WeatherUnderground?



Weather Underground is a commercial weather service providing real-time weather information via the Internet. Weather Underground provides weather reports for most major cities across the world on its website, as well as local weather reports for newspapers and websites. Most of its United States information comes from the National Weather Service (NWS), as federal law specifies that information from that agency falls within the public domain.

Weather Underground also uses observations from members with automated personal weather stations (PWS). Weather Underground currently uses observations from over 100,000 personal weather stations.

And now, with version 018 of the OurWeather software, you can join these 100,000 stations with your OurWeather system.

### **Step 1: Update your OurWeather Software to at least Version 018**

See the OurWeather Assembly and Operations manual for instructions on how to update your software.

### **Step 2: Join the WeatherUnderground and register your PWS (Personal Weather Station)**

Go to [weatherunderground.com](http://weatherunderground.com) and register your PWS (Personal Weather Station) on the site. You will need to sign up to be a user.

## Step 3: Tell OurWeather about your WeatherUnderground PWS


Go to the OurWeatherAdmin page as shown in the Assembly and Operations Manual. Have the WeatherUnderground Station ID and WeatherUnderground Station Key read to enter.

Note: You must have the Administrators password for your OurWeather station to set these WeatherUnderground variables.

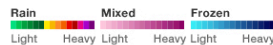
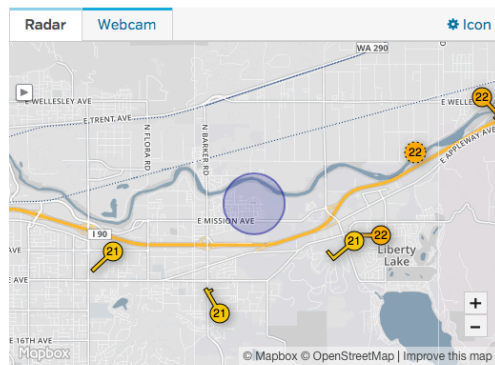
# What Happens Next?

Every five minutes your OurWeather Station sends data to the WeatherUnderground. If your data does not show up on your WeatherUnderground page after five minutes, then go back and check your Station ID and Station Key. Case is important.

Note: You don't have to reboot your OurWeather computer after you do this, but it never hurts to do that or hit the reset button.

 **Status:** GroveWeatherPi Solar Raspberry Pi Based Software under development

PWS viewed 121 times since September 1, 2016



[View WunderMap](#)

**Current Conditions** Station reported 17 seconds ago

**22.5 °C**


Feels Like **22.5 °C**



Dew Point: --  
 Humidity: **21%**  
 Precip Rate: **0.0 mm/hr**  
 Precip Accum: --  
 Pressure: **1013 hPa**

UV: **4** ●●●●●  
 Solar: --  
 Soil Moisture: --  
 Soil Temp: --  
 Leaf Wetness: --

 6:21 AM  7:07 PM

 Waxing Gibbous | 73% Illuminated

## Weather History for Liberty Lake, WA [KWALIBER13]

[Previous](#) Daily Mode September 11 2016 [View](#) [Next](#)

### Summary September 11, 2016

	High	Low	Average		High	Low	Average
Temperature	25.1 °C	0 °C	12.6 °C	Wind Speed	23 km/h	--	3 km/h
Dew Point	°C	°C	-573.3 °C	Wind Gust	0 km/h	--	--
Humidity	54%	19%	35%	Wind Direction	--	--	SW
Precipitation	0 mm	--	--	Pressure	944 hPa	940 hPa	--

[Graphs](#) [Table](#)

### Weather History Graph September 11, 2016

